



MATERIAL HANDLING SOLUTIONS

www.pflow.com

P (414) 352 9000

F (414) 352 9002

6720 N. Teutonia Ave.

Milwaukee, WI 53209

TWIN ROLLER GUIDES



SUPERIOR STABILITY WITH MINIMAL CARRIAGE MOVEMENT

An industry first, PFlow's Twin Roller Guides ensure level carriage ascent/descent, smooth chain spooling and minimal carriage movement at floor levels for added safety.

Now standard equipment on all M, MQ, 21 Straddle and F Series lifts.

GREATLY REDUCED CARRIAGE MOVEMENT

Depending on the weight of the payload, a carriage with single roller guides can move up to 1/16" inch. While that may not seem significant, it can be alarming to the person loading or unloading the carriage. For added safety, PFlow's Twin Roller Guides are engineered to clasp the column flange, with one guide wheel traveling along the inner edge of the column flange and the other wheel traveling along the outer edge of the column flange, preventing carriage rocking.



DESIGNED FOR EASE OF MAINTENANCE

Each bearing-free roller wheel is constructed of Nyloil® cast nylon with built-in oil lubrication. Not only do Nyloil wheels provide superior performance and durability compared to traditional phenolic wheels with bearings, they require less installation time and maintenance.



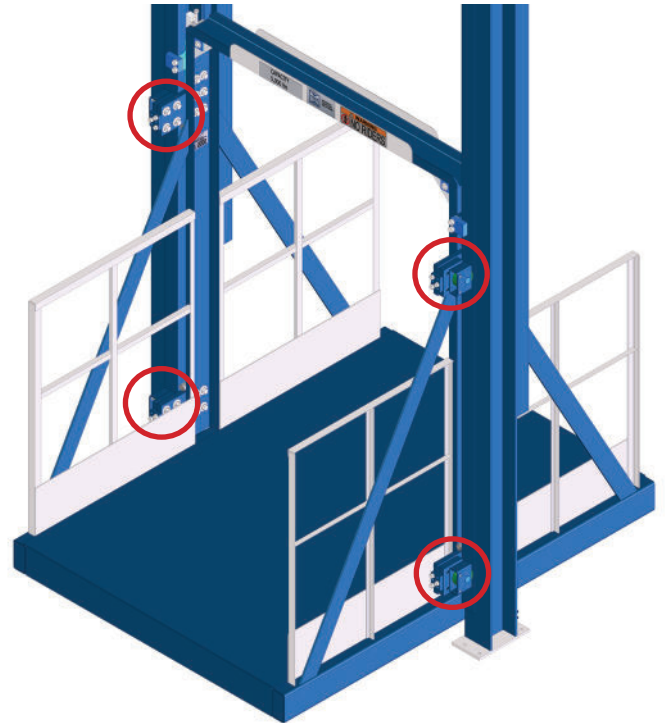
TWIN ROLLER GUIDES

TWIN ROLLER PLACEMENT

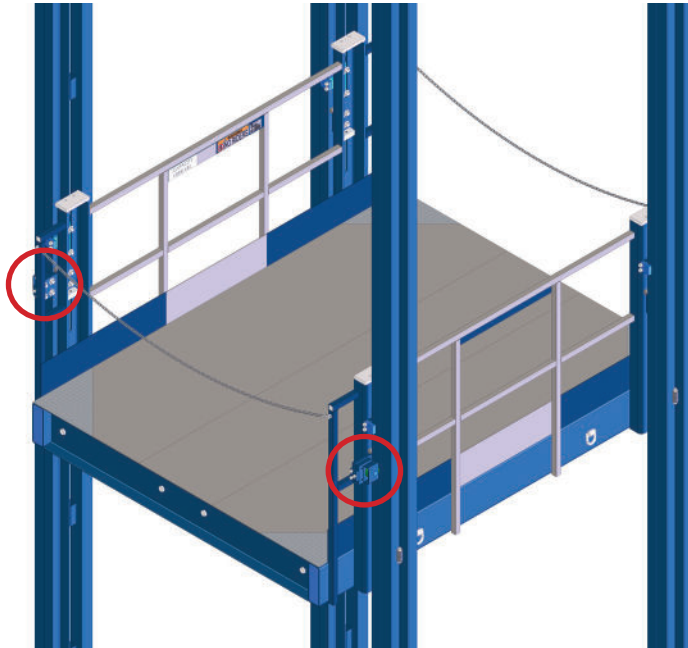
Depending upon the series of VRC, either two or four Twin Roller Guides are required. For M, MQ and 21 Straddle Series VRCs, four Twin Roller Guide assemblies are bolted to the column flanges (two on each side).

For the F Series, two Twin Roller Guide assemblies are required, and are bolted to the front column flanges.

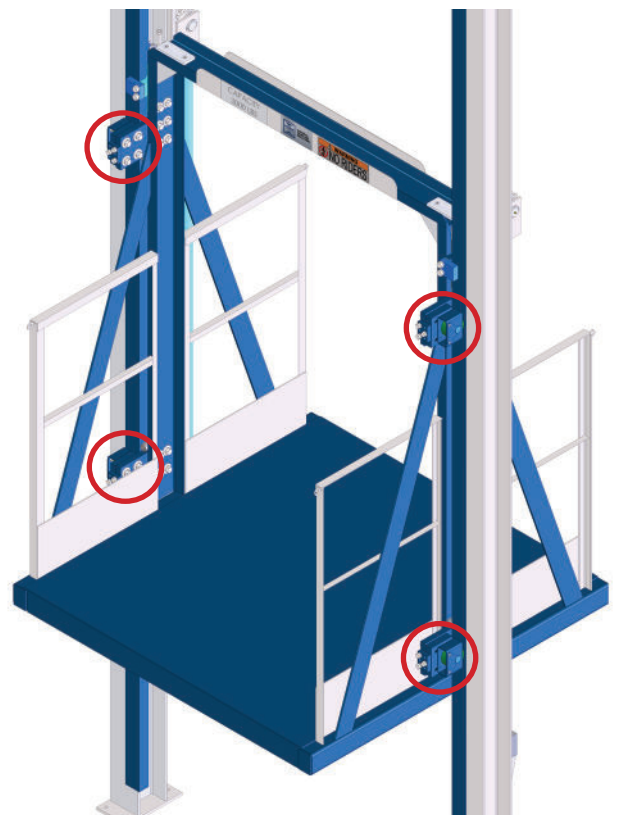
The Twin Roller Guide assemblies are left- and right-side specific.



M Series Straddle



F Series



21 Series Straddle